




ArenaLED RGBL Photometric Report

Report 2023-01-31-1

GLP German Light Products GmbH
GLP LightLab

Maximum Total Lumens	7080 lm
Maximum Intensity	225000 cd
Energy Efficiency Class	B
Energy Efficiency Index	0.50
Power Consumption	281 $\frac{\text{kWh}}{1000 \text{ h}}$
Measurement Date	2023-01-31 08:30
Software Version	2.8.2

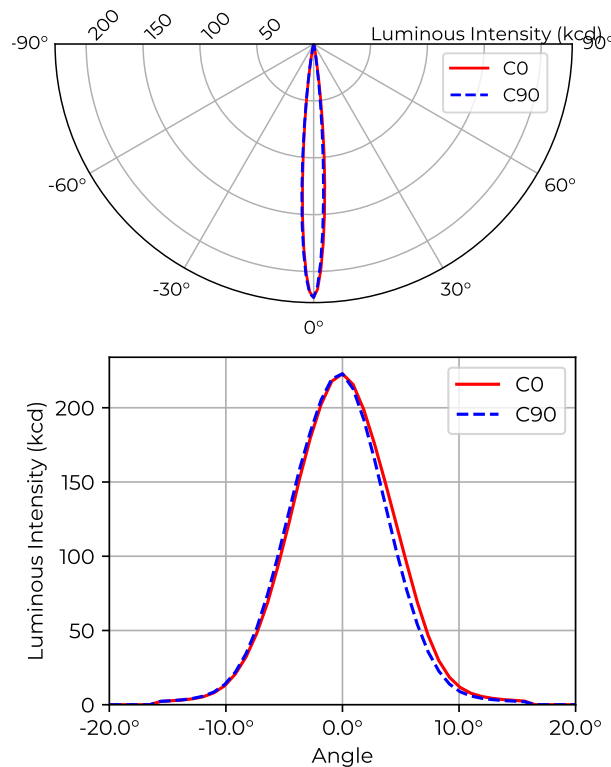




Contents

1	Light Distribution Full, RGBL Beam	2
---	------------------------------------	---

1 Light Distribution Full, RGBL Beam



Type B measurement, 1296 data points.

Table 1: Opening angles for different intensity thresholds. Full, RGBL

		C0	C90
Beam Angle	50 %	9.9°	9.5°
Field Angle	10 %	18°	17°
Cutoff Angle	3 %	23°	22°

Table 2: Luminous flux, integrated over the beam for several minimum threshold intensities. Full, RGBL

		Flux (lm)
Half-Peak Output	@50 %	3610
Tenth-Peak Output	@10 %	6490
Total Lumen Output	@3 %	7080

$$\text{diameter} = 0.17 \times \text{distance}$$

$$\text{illuminance} = \frac{223\,000 \text{ lx}}{(\text{distance [m]})^2}$$

Figure 1: Polar and cartesian light intensity distributions. Full, RGBL

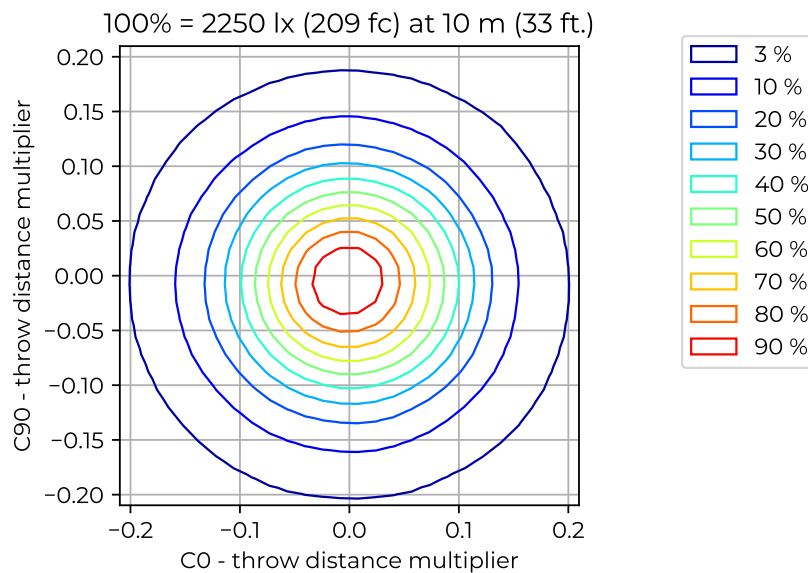


Figure 2: Iso-illuminance diagram of projected beam. Full, RGBL
dist. from origin = throw dist. × throw dist. multiplier

Table 3: Quick calculation diagram for illuminance and beam diameter. Full, RGBL

Parameter	Factor	Projection Distance [m]									
		5	7.5	10	12.5	15	17.5	20	22.5	25	
Diameter [m]	0.17	0.85	1.3	1.7	2.1	2.6	3.0	3.4	3.8	4.3	
Illuminance [lx]	223k	8.9k	4.0k	2.2k	1.4k	990	730	560	440	360	